

Format of Holding of Specified securities

SAGARSOFT (INDIA) LIMITED  
540143,,EQUITY SHARES  
Reg.31(1)(b)  
December 31, 2024

1. Name of Listed Entity:
2. Scrip Code/Name of Scrip/Class of Security:
3. Share Holding Pattern Filed under: Reg. 31(1)(a)/Reg.31(1)(b)/Reg.31(1)(c)
  - a. if under 31(1)(b) then indicate the report for quarter ending
  - b. if under 31(1)(c) then indicate date of allotment/extinguishment
4. Declaration : The Listed entity is required to submit the following declaration to the extent of submission of information:

Particulars	YES*	NO*
a Whether the Listed Entity has issued any partly paid up shares		NO
b Whether the Listed Entity has issued any Convertible Securities or Warrants?		NO
c Whether the Listed Entity has any shares against which depository receipts are issued?		NO
d Whether the Listed Entity has any shares in locked-in?		NO
e Whether any shares held by promoters are pledge or otherwise encumbered?		NO
f Whether company has equity shares with differential voting rights?		NO
g Whether the listed entity has any significant Beneficial Owner?	YES	

\*if the Listed Entity selectes the option 'NO' for the questions above, the columns for the partly paid up shares, Outstanding Convertible Securities/Warrants, depository receipts, locked-in shares, No of shares pledged or otherwise encumbered by promoters, as applicable, shall not be displayed at the time of dissemination on the Stock Exchange website. Also wherever there is 'No' declared by Listed entity in above table the values will be considered as 'Zero' by default on submission of the format of holding of specified securities.

- 5 The tabular format for disclosure of holding of specified securities is as follows:




Table I - Summary Statement holding of specified securities

Category	Category of Shareholder	No of Shareholders	No of fully paid up equity shares held	No of Partly paid-up equity shares held	No of Shares Underlying Depository Receipts	Total No of Shares Held (VII) = (IV)+(V)+(VI)	Shareholding as a % of total no of shares (As a % of (A+B+C2))	Number of Voting Rights held in each class of securities			No of Shares Underlying Outstanding convertible securities (Including Warrants)	Shareholding as a % assuming full conversion of convertible Securities (as a percentage of diluted share capital)	Number of Locked in Shares		Number of Shares pledged or otherwise encumbered	Number of equity shares held in dematerialized form		
								No of Voting Rights	Total as a % of (A+B+C)				No.	As a % of total Shares held			No.	As a % of total Shares held
(I)	(II)	(III)	(IV)	(V)	(VI)	(VII)	(VIII)	Class X	Class Y	Total	(X)	(XI)	(XII)		(XIII)	(XIV)		
(A)	Promoter & Promoter Group	14	3282830	0	0	3282830	51.36	3282830	0	3282830	51.36	0	51.36	0	0.00	0	0.00	3282830
(B)	Public	3797	3109408	0	0	3109408	48.64	3109408	0	3109408	48.64	0	48.64	0	0.00	NA	NA	2900453
(C)	Non Promoter-Non Public																	
(C1)	Shares underlying DRs	0	0	0	0	0	NA	0	0	0	0.00	0	NA	0	0.00	NA	NA	0
(C2)	Shares held by Employes Trusts	0	0	0	0	0	0.00	0	0	0	0.00	0	0.00	0	0.00	NA	NA	0
	<b>Total:</b>	<b>3811</b>	<b>6392238</b>	<b>0</b>	<b>0</b>	<b>6392238</b>	<b>100.00</b>	<b>6392238</b>	<b>0</b>	<b>6392238</b>	<b>100.00</b>	<b>0</b>	<b>100.00</b>	<b>0</b>	<b>0.00</b>	<b>0</b>	<b>0.00</b>	<b>6183283</b>





Table II - Statement showing shareholding pattern of the Promoter and Promoter Group

Category	Category & Name of the Shareholder	Entity type Promoter or Promoter group (Promoter group would exclude promoters)	No of Shareholders	No of fully paid up equity shares held	No of Partly paid-up equity shares held	No of Shares Underlying Depository Receipts	Total No of Shares Held (IV+V+VI)	Shareholding as a % of total no of shares (calculated as per SCRR, 1957 (VIII) As a % of (A+B+C2)	Number of Voting Rights held in each class of securities			No of Shares Underlying Outstanding convertible securities (Including Warrants)	Shareholding as a % assuming full conversion of convertible Securities (as a percentage of diluted share capital) (VII)+(X) As a % of (A+B+C2)	Number of Locked in Shares		Number of Shares pledged or otherwise encumbered		Number of equity shares held in dematerialized form	
									No of Voting Rights	Total as a % of (A+B+C)	No.			As a % of total Shares held	No.	As a % of total Shares held			
																	Class X		Class Y
(I)	(II)	(III)	(IV)	(V)	(VI)	(VII)	(VIII)	(IX)			(X)	(XI)	(XII)		(XIII)	(XIV)			
(1)	Indian																		
(a)	Individuals/Hindu undivided Family		13	2910324	0	0	2910324	45.53	2910324	0	2910324	45.53	0	45.53	0	0	0	0	2910324
	ANAND REDDY SAMMIDI	Promoter Group	1	152200	0	0	152200	2.38	152200	0	152200	2.38	0	2.38	0	0.00	0	0.00	152200
	SREEKANTH REDDY SAMMIDI	Promoter	1	1168150	0	0	1168150	18.27	1168150	0	1168150	18.27	0	18.27	0	0.00	0	0.00	1168150
	MALATHI REDDY WDARU	Promoter Group	1	120900	0	0	120900	1.89	120900	0	120900	1.89	0	1.89	0	0.00	0	0.00	120900
	MADHAVI NADIKATTU	Promoter Group	1	116400	0	0	116400	1.82	116400	0	116400	1.82	0	1.82	0	0.00	0	0.00	116400
	PRODDHUTOORI SUCHARITHA REDDY	Promoter Group	1	105200	0	0	105200	1.65	105200	0	105200	1.65	0	1.65	0	0.00	0	0.00	105200
	PRODDHUTOORI SUDARSHAN REDDY	Promoter Group	1	50000	0	0	50000	0.78	50000	0	50000	0.78	0	0.78	0	0.00	0	0.00	50000
	POODHUTURU RAJITH REDDY	Promoter Group	1	50000	0	0	50000	0.78	50000	0	50000	0.78	0	0.78	0	0.00	0	0.00	50000
	VANAJATHA SAMMIDI	Promoter Group	1	147100	0	0	147100	2.30	147100	0	147100	2.30	0	2.30	0	0.00	0	0.00	147100
	M RADHIKA REDDY	Promoter Group	1	55200	0	0	55200	0.86	55200	0	55200	0.86	0	0.86	0	0.00	0	0.00	55200
	ARUNA SAMMIDI	Promoter Group	1	118400	0	0	118400	1.85	118400	0	118400	1.85	0	1.85	0	0.00	0	0.00	118400
	RACHANA SAMMIDI	Promoter Group	1	646574	0	0	646574	10.11	646574	0	646574	10.11	0	10.11	0	0.00	0	0.00	646574
	ANEESH REDDY SAMMIDI	Promoter Group	1	90100	0	0	90100	1.41	90100	0	90100	1.41	0	1.41	0	0.00	0	0.00	90100
	SIDDARTH SAMMIDI	Promoter Group	1	90100	0	0	90100	1.41	90100	0	90100	1.41	0	1.41	0	0.00	0	0.00	90100
	Central Government/State Government(s)		0	0	0	0	0	0.00	0	0	0	0.00	0	0.00	0	0.00	0	0.00	0
(c)	Financial Institutions/Banks		0	0	0	0	0	0.00	0	0	0	0.00	0	0.00	0	0.00	0	0.00	0
(d)	Any Other		1	372506	0	0	372506	5.83	372506	0	372506	5.83	0	5.83	0	0	0	0	372506
	R V CONSULTING SERVICES PRIVATE LIMITED	Promoter Group	1	372506	0	0	372506	5.83	372506	0	372506	5.83	0	5.83	0	0.00	0	0.00	372506
	<b>Sub-Total (A)(1)</b>		<b>14</b>	<b>3282830</b>	<b>0</b>	<b>0</b>	<b>3282830</b>	<b>51.36</b>	<b>3282830</b>	<b>0</b>	<b>3282830</b>	<b>51.36</b>	<b>0</b>	<b>51.36</b>	<b>0</b>	<b>0.00</b>	<b>0</b>	<b>0.00</b>	<b>3282830</b>
(2)	Foreign																		
(a)	Individuals (Non-Resident Individuals/Foreign Individuals)		0	0	0	0	0	0.00	0	0	0	0.00	0	0.00	0	0.00	0	0.00	0
(b)	Government		0	0	0	0	0	0.00	0	0	0	0.00	0	0.00	0	0.00	0	0.00	0
(c)	Institutions		0	0	0	0	0	0.00	0	0	0	0.00	0	0.00	0	0.00	0	0.00	0
(d)	Foreign Portfolio Investor		0	0	0	0	0	0.00	0	0	0	0.00	0	0.00	0	0.00	0	0.00	0
(e)	Any Other		0	0	0	0	0	0.00	0	0	0	0.00	0	0.00	0	0.00	0	0.00	0
	<b>Sub-Total (A)(2)</b>		<b>0</b>	<b>0</b>	<b>0</b>	<b>0</b>	<b>0</b>	<b>0.00</b>	<b>0</b>	<b>0</b>	<b>0</b>	<b>0.00</b>	<b>0</b>	<b>0.00</b>	<b>0</b>	<b>0.00</b>	<b>0</b>	<b>0.00</b>	<b>0</b>
	<b>Total Shareholding of Promoter and Promoter Group (A)=(A)(1)+(A)(2)</b>		<b>14</b>	<b>3282830</b>	<b>0</b>	<b>0</b>	<b>3282830</b>	<b>51.36</b>	<b>3282830</b>	<b>0</b>	<b>3282830</b>	<b>51.36</b>	<b>0</b>	<b>51.36</b>	<b>0</b>	<b>0.00</b>	<b>0</b>	<b>0.00</b>	<b>3282830</b>



**Table III - Statement showing shareholding pattern of the Public shareholder**

Category	Category & Name of the Shareholder	No of Shareholders	No of fully paid up equity shares held	No of Partly paid-up equity shares held	No of Shares Underlying Depository Receipts	Total No of Shares Held (IV+V+VI)	Shareholding as a % of total no of shares (A+B+C2)	Number of Voting Rights held in each class of securities			No of Shares Underlying Outstanding convertible securities (including Warrants)	Shareholding as a % assuming full conversion of convertible Securities (as a percentage of diluted share capital)	Number of Locked in Shares	Number of Shares pledged or otherwise encumbered	Number of equity shares held in dematerialized form	Sub-categorization of shares								
								No of Voting Rights									Total as a % of (A+B+C)	No.	As a % of total Shares held	No.	As a % of total Shares held	Shareholding (No. of shares) under		
								Class X	Class Y	Total												Sub category (i)	Sub category (ii)	Sub category (iii)
(I)		(III)	(IV)	(V)	(VI)	(VII)	(VIII)	(IX)			(X)	(XI)	(XII)		(XIII)	(XIV)	(i)	(ii)	(iii)					
(1)	Institutions (Domestic)																							
(a)	Mutual Funds	0	0	0	0	0	0.00	0	0	0	0.00	0	0.00	0	0.00	NA	NA	0	0	0				
(b)	Venture Capital Funds	0	0	0	0	0	0.00	0	0	0	0.00	0	0.00	0	0.00	NA	NA	0	0	0				
(c)	Alternate Investment Funds	0	0	0	0	0	0.00	0	0	0	0.00	0	0.00	0	0.00	NA	NA	0	0	0				
(d)	Banks	2	413136	0	0	413136	6.46	413136	0	413136	6.46	0	6.46	0	0.00	NA	NA	413136	0	0	0			
	THE MADHAVPURA MERCANTILE CO-OP. BANK LTD.	1	399836	0	0	399836	6.26	399836	0	399836	6.26	0	6.26	0	0.00	NA	NA	399836	0	0	0			
(e)	Insurance Companies	0	0	0	0	0	0.00	0	0	0	0.00	0	0.00	0	0.00	NA	NA	0	0	0				
(f)	Provident Funds/Pension Funds	0	0	0	0	0	0.00	0	0	0	0.00	0	0.00	0	0.00	NA	NA	0	0	0				
(g)	Asset Reconstruction Companies	0	0	0	0	0	0.00	0	0	0	0.00	0	0.00	0	0.00	NA	NA	0	0	0				
(h)	Sovereign Wealth Funds	0	0	0	0	0	0.00	0	0	0	0.00	0	0.00	0	0.00	NA	NA	0	0	0				
(i)	NBFC Registered with RBI	0	0	0	0	0	0.00	0	0	0	0.00	0	0.00	0	0.00	NA	NA	0	0	0				
(j)	Other Financial Institutions	0	0	0	0	0	0.00	0	0	0	0.00	0	0.00	0	0.00	NA	NA	0	0	0				
(k)	Any Other																							
	Sub Total (B)(1)	2	413136	0	0	413136	6.46	413136	0	413136	6.46	0	6.46	0	0.00	NA	NA	413136	0	0	0			
(2)	Institutions (Foreign)																							
(a)	Foreign Direct Investment	0	0	0	0	0	0.00	0	0	0	0.00	0	0.00	0	0.00	NA	NA	0	0	0				
(b)	Foreign Venture Capital	0	0	0	0	0	0.00	0	0	0	0.00	0	0.00	0	0.00	NA	NA	0	0	0				
(c)	Sovereign Wealth Funds	0	0	0	0	0	0.00	0	0	0	0.00	0	0.00	0	0.00	NA	NA	0	0	0				
(d)	Foreign Portfolio Investors Category I	0	0	0	0	0	0.00	0	0	0	0.00	0	0.00	0	0.00	NA	NA	0	0	0				
(e)	Foreign Portfolio Investors Category II	0	0	0	0	0	0.00	0	0	0	0.00	0	0.00	0	0.00	NA	NA	0	0	0				
(f)	Overseas Depositories (holding DRs) (balancing figure)	0	0	0	0	0	0.00	0	0	0	0.00	0	0.00	0	0.00	NA	NA	0	0	0				
(g)	Any Other																							
	Sub Total (B)(2)	0	0	0	0	0	0.00	0	0	0	0.00	0	0.00	0	0.00	NA	NA	0	0	0				
(3)	Central Government/State Government(s)/President of India																							
(a)	Central Government / President of India	0	0	0	0	0	0.00	0	0	0	0.00	0	0.00	0	0.00	NA	NA	0	0	0				
(b)	State Government / Governor	0	0	0	0	0	0.00	0	0	0	0.00	0	0.00	0	0.00	NA	NA	0	0	0				
(c)	Shareholding by Companies or Bodies Corporate where Central / State Government is a promoter	0	0	0	0	0	0.00	0	0	0	0.00	0	0.00	0	0.00	NA	NA	0	0	0				
	Sub Total (B)(3)	0	0	0	0	0	0.00	0	0	0	0.00	0	0.00	0	0.00	NA	NA	0	0	0				
(4)	Non-Institutions																							
(a)	Associate companies / Subsidiaries	0	0	0	0	0	0.00	0	0	0	0.00	0	0.00	0	0.00	NA	NA	0	0	0				
(b)	Directors and their relatives (excluding independent directors and nominee directors)	7	652903	0	0	652903	10.21	652903	0	652903	10.21	0	10.21	0	0.00	NA	NA	638903	0	0	0			
	SATISH CHANDER REDDY KALVA	1	632238	0	0	632238	9.89	632238	0	632238	9.89	0	9.89	0	0.00	NA	NA	632238	0	0	0			
(c)	Key Managerial Personnel	0	0	0	0	0	0.00	0	0	0	0.00	0	0.00	0	0.00	NA	NA	0	0	0				
(d)	Relatives of promoters (other than 'immediate relatives' of promoters disclosed under 'Promoter and Promoter Group' category)	0	0	0	0	0	0.00	0	0	0	0.00	0	0.00	0	0.00	NA	NA	0	0	0				
(e)	Trusts where any person belonging to 'Promoter and Promoter Group' category is 'trustee', 'beneficiary', or 'author of the trust'	0	0	0	0	0	0.00	0	0	0	0.00	0	0.00	0	0.00	NA	NA	0	0	0				
(f)	Investor Education and Protection Fund (IEPF)	0	0	0	0	0	0.00	0	0	0	0.00	0	0.00	0	0.00	NA	NA	0	0	0				
(g)	Resident Individuals holding nominal share capital up to Rs. 2 lakhs	3614	1160384	0	0	1160384	18.15	1160384	0	1160384	18.15	0	18.15	0	0.00	NA	NA	971429	0	0	0			
(h)	Resident Individuals holding nominal share capital in excess of Rs. 2 lakhs	9	503302	0	0	503302	7.87	503302	0	503302	7.87	0	7.87	0	0.00	NA	NA	503302	0	0	0			
	BYNA MURALI	1	70000	0	0	70000	1.10	70000	0	70000	1.10	0	1.10	0	0.00	NA	NA	70000	0	0	0			
	GUTTIKONDA VARA LAKSHMI	1	96068	0	0	96068	1.50	96068	0	96068	1.50	0	1.50	0	0.00	NA	NA	96068	0	0	0			
	RAVINDER REDDY KOTHA	1	96002	0	0	96002	1.50	96002	0	96002	1.50	0	1.50	0	0.00	NA	NA	96002	0	0	0			
(i)	Non Resident Indians (NRIs)	75	92962	0	0	92962	1.45	92962	0	92962	1.45	0	1.45	0	0.00	NA	NA	92962	0	0	0			
(j)	Foreign Nationals	0	0	0	0	0	0.00	0	0	0	0.00	0	0.00	0	0.00	NA	NA	0	0	0				
(k)	Foreign Companies)	0	0	0	0	0	0.00	0	0	0	0.00	0	0.00	0	0.00	NA	NA	0	0	0				
(l)	Bodies Corporate	46	258556	0	0	258556	4.04	258556	0	258556	4.04	0	4.04	0	0.00	NA	NA	252556	0	0	0			
	SAVYASACHI CONSTRUCTIONS PVT LTD	1	103088	0	0	103088	1.61	103088	0	103088	1.61	0	1.61	0	0.00	NA	NA	97088	0	0	0			
	SAPPLICA INFO TECHNOLOGIES PRIVATE LIMITED	1	100000	0	0	100000	1.56	100000	0	100000	1.56	0	1.56	0	0.00	NA	NA	100000	0	0	0			
(m)	Any Other	44	28165	0	0	28165	0.44	28165	0	28165	0.44	0	0.44	0	0.00	NA	NA	28165	0	0	0			
	H U F	44	28165	0	0	28165	0.44	28165	0	28165	0.44	0	0.44	0	0.00	NA	NA	28165	0	0	0			
	Sub Total (B)(4)	3795	2696272	0	0	2696272	42.18	2696272	0	2696272	42.18	0	42.18	0	0.00			2487317	0	0	0			
	Total Public Shareholding (B) = (B)(1)+(B)(2)+(B)(3)+(B)(4)	3797	3109408	0	0	3109408	48.64	3109408	0	3109408	48.64	0	48.64	0	0.00			2900453	0	0	0			



**Table-III A Person in Concert**

Details of the shareholders acting as persons in Concert including their Shareholding:

Name of Shareholder	Name of PAC	No of shares	Holding%
		0	0
<b>Total:</b>		0	0

**Table-III B Unclaimed Details**

Details of Shares which remain

No of Shareholders	No of shares
0	0

**Table IV - Statement showing shareholding pattern of the Non Promoter - Non Public Shareholder**

Category	Category & Name of the Shareholder	PAN	No of Shareholders	No of fully paid up equity shares held	No of Partly paid-up equity shares held	No of Shares Underlying Depository Receipts	Total No of Shares Held (IV+V+VI)	Shareholding as a % of total no of shares (A+B+C2)	Number of Voting Rights held in each class of securities			No of Shares Underlying Outstanding convertible securities (Including Warrants)	Shareholding as a % assuming full conversion of convertible Securities (as a percentage of diluted share capital)	Number of Locked in Shares		Number of Shares pledged or otherwise encumbered		Number of equity shares held in dematerialized form	
									No of Voting Rights		Total as a % of (A+B+C)			No.	As a % of total Shares held	No.	As a % of total Shares held		
									Class X	Class Y									Total
	(I)	(II)	(III)	(IV)	(V)	(VI)	(VII)	(VIII)	(IX)			(X)	(XI)	(XII)		(XIII)	(XIV)		
(1)	Custodian/DR Holder		0	0	0	0	0	0.00	0	0	0	0.00	0	0.00	0	0.00	0	0	0
(2)	Employee Benefit Trust (under SEBI(Share based Employee Benefit) Regulations 2014)		0	0	0	0	0	0.00	0	0	0	0.00	0	0.00	0	0.00	0	0	0
	<b>Total Non-Promoter-Non Public Shareholding (C) = (C)(1)+(C)(2)</b>		0	0	0	0	0	0.00	0	0	0	0.00	0	0.00	0	0.00	0	0	0



**Table V - Statement showing details of Significant Beneficial Owners (SBOs)**

Sno	Details of the significant beneficial owner			Details of the registered owner			Particulars of the shares in which significant beneficial interest is held by the beneficial owner	Date of creation/acquisition of significant beneficial interest	
	I			II			III	IV	
Sr No	Name	PAN	Nationality	Name	PAN	Nationality	Number of Shares	Shareholding as a % of total no of shares (Calculated as per SCRR 1957) As a % of (A+B+C2)	
1	Rachana Sammidi	ALQPS4523B	India	R V Consulting Services Private Limited	AAFRCR0221E	India	1019080	15.94	26-07-2021

**Table VI - Statement showing foreign ownership limits\***

	Board approved limits	Limits utilized	Date
As on shareholding date	100	11.35	31.12.2024
As on the end of previous 1st quarter	100	11.20	30.09.2024
As on the end of previous 2nd quarter	100	11.20	30.06.2024
As on the end of previous 3rd quarter	100	11.24	31.03.2024
As on the end of previous 4th quarter	100	11.17	31.12.2023

\*It is submitted that there is no sectorial cap for the industry in which the company is engaged

